

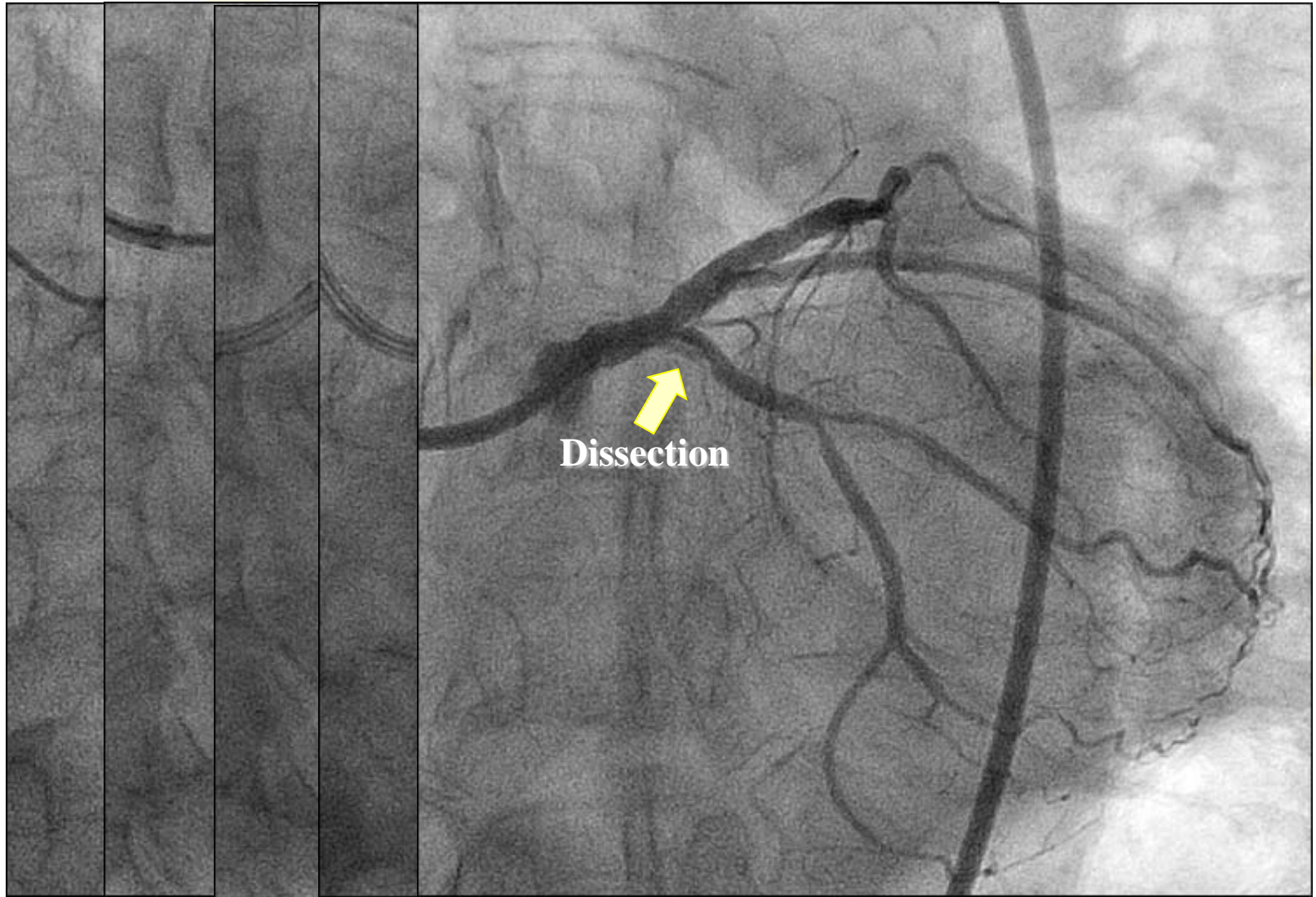


Non compliant kissing balloon in the bench

European Bifurcation Club



Yoshihisa Kinoshita, MD
Division of Cardiology
Toyohashi Heart Center






Objective

To verify the extent of balloon dilation between semi and non-compliant balloon in the kissing technique.

Method

After
nom
into
either
($\phi 3.0$)
end
After
took




own
oon
erted
imal
ns, we
parts .


- A) the stent outer diameter of last cell linkage part to SB
- B) balloon to balloon diameter 2mm ahead of position A).

Results

Cypher
(J&J)




Semi-Compliant Balloon
(Ryujin Plus, Terumo)



Non-Compliant Balloon
(Hiryu, Terumo)


Results

Endeavor
(Medtronic)



Proximal

Semi-Compliant Balloon
(Ryujin Plus, Terumo)




Proximal

Distal

Non-Compliant Balloon
(Hiryu, Terumo)


Results

TAXUS Liberte
(Boston Scientific)



Proximal

Semi-Compliant Balloon
(Ryujin Plus, Terumo)




Proximal

Distal

Non-Compliant Balloon
(Hiryu, Terumo)


Results

Nobori
(Terumo)



Proximal

Semi-Compliant Balloon
(Ryujin Plus, Terumo)




Proximal

Distal

Non-Compliant Balloon
(Hiryu, Terumo)



Summary



In each stent case, combination with non-compliant balloon could expand stent more than Semi-compliant balloon at the measured stent cell parts (A). Balloon outer diameter (B) showed equal or even bigger in combination with Semi-compliant than non-Compliant balloon.

	Semi-compliance (RyujinPlus)			Non-compliance (Hiryu)		
	Stent Dia. (A) (mm)	Balloon Dia (B) (mm)	(B-A) (mm)	Stent Dia. (A) (mm)	Balloon Dia (B) (mm)	(B-A) (mm)
Cypher	5.33	5.90	0.57	5.35	5.78	0.43
Endeavor	5.61	6.11	0.50	5.61	5.94	0.33
Taxus	5.40	5.92	0.52	5.50	5.92	0.42
Nobori	5.12	5.85	0.73	5.31	5.83	0.52



Conclusion

- In terms of vessel injury, non-compliant balloon may be safe and useful in the case which we need kissing balloon dilation.